


# Girvan Academy




## Parents Information Evening Satchel One (SMHW)

12/10/2022



**Respect - Responsibility - Ambition - Community**




# Session objectives




- Explain the rationale around homework/home study and how to support the process.
- Provide technical support for getting logged in to the Show My Homework platform on both the web browser or mobile app.
- Provide advice on navigating the SMHW platform web version/app.






# Homework




Homework is an essential part of the Scottish curriculum. It reinforces learning within the classroom and provides opportunities to consolidate and extend at home.

Homework provides opportunities for the development of core skills and supports the development of a pupils self-discipline and develops responsibility in organising, prioritising and time-keeping.



# Homework



A wide variety of tasks can be set as home learning activities including:-

Consolidating class work

Learning vocabulary

Preparing for written tasks

Preparing for speaking tasks

Learning essays

Writing essays or critical evaluations

Researching topics for a project

Private reading

Practising playing an instrument

Practising a subject technique

Compositions

Interactive ICT tasks/Use of GLOW

Practising recipes


Reading for enjoyment

Listening to music


Reading newspapers

Solving puzzles

Watching TV programmes




# Homework




As a rough guide, the following indicates the length of time, you can expect pupils at the various stages to spend on homework.

Year	Time Spent per week (Hours)
S1	up to 2-3
S2	up to 4-5
S3	up to 3-7
S4	up to 5-10
S5/6	up to 11-15






# Homework



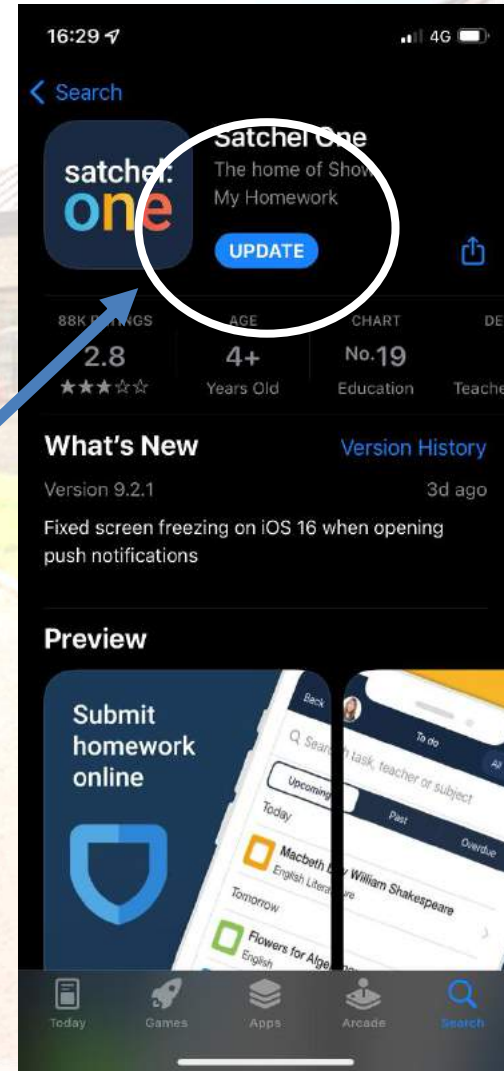
Parents/Guardians are encouraged to support their son/daughter in completion of home learning task by:-

- providing a quiet environment for completion of home learning tasks
- signing in to SMHW to check the Student Planner each week
- notifying the school of any changes in personal circumstances which may impact on a pupils ability to complete home learning
- ensuring that pupils catch up with work missed due to absence
- encouraging pupils to attend supported study/home learning clubs




# Getting Started – Mobile App

- Go to the app store on your mobile device and search “show my homework”, select the one labelled “satchel:one” as shown opposite.
- Download/update the app as appropriate.

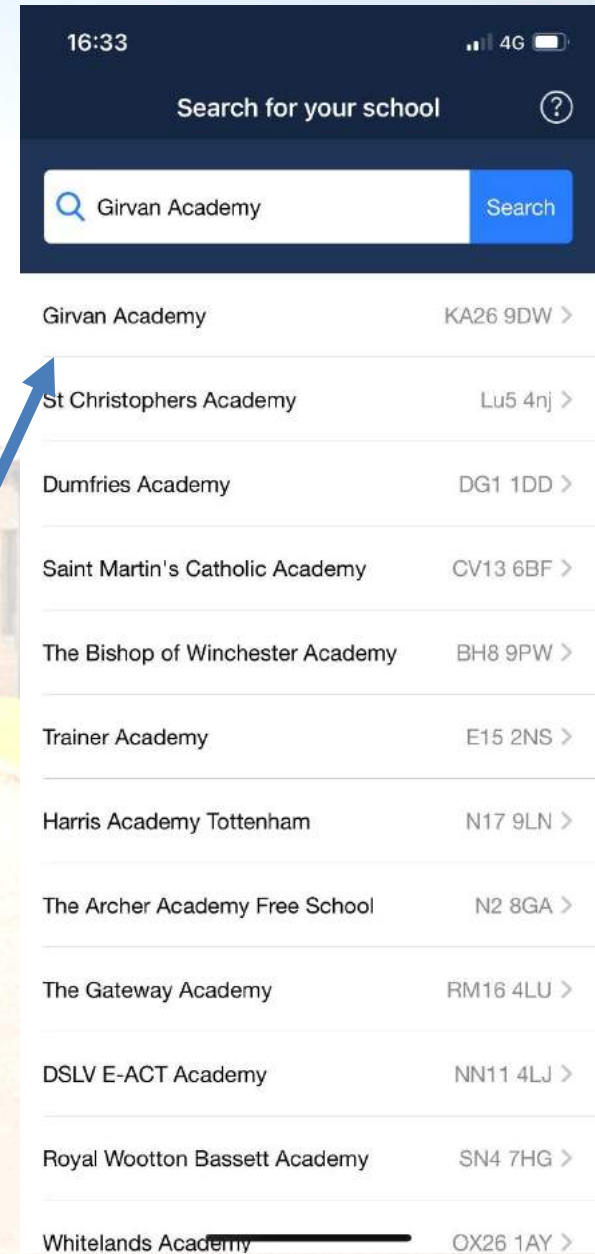







# Getting Started

- Open the mobile app and you should be given the option of searching for your school, type in Girvan Academy, then hit search.
- Girvan Academy appears as the top option.

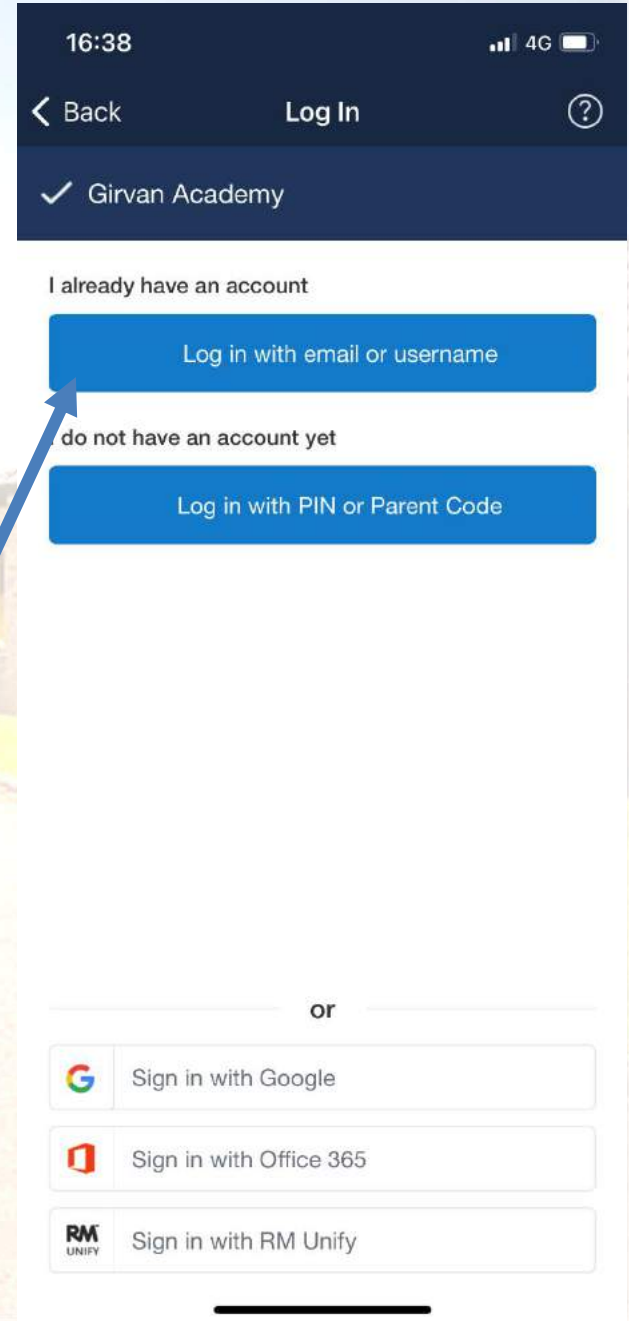







# Getting Started

- If you already have an account setup this will ask you for your original email address (your username) and a password.
- You can at this stage reset your password, if required.





# Getting Started

- For new users, you will acquire access through a unique login code.
- You will then need to register your account with an active email address and create a password.

16:47 4G

< Log In PIN or Code ?

✓ Girvan Academy


Your PIN or Parent Code can be found on the login letter you received from your school.

PIN or Parent Code

Submit

Lost access to an existing account?  
[Reset your password](#)





# Getting Started – Web version

- Accessing the webpage: [www.satchelone.com/login](http://www.satchelone.com/login)

satchel:one  
Together through education

Login [Forgot password?](#)

Staff Parent Student

Search school

Enter email address or username

Enter password

Log in

Or log in with:


Sign in with Office 365

Sign in with Google

Sign in with RM Unify

**Need help logging in?**

- ▶ **Logging in as a staff member**  
Enter your school email address and password to access your account.
- Forgot password?**  
Reset your password using your school email address.
- Email not recognized?**  
Ensure there are no typos or try a different email address. If you are still unable to reset your password, contact your school administrator who will be able to update your contact details.



# Getting Started – Web version

- Logging in is the same as for the app version.

satchel:one  
Together through education

Login [Forgot password?](#)

Staff **Parent** Student

I already have an account  
 I don't have an account yet

Search school

Enter email address or username


Enter password

Log in

**Need help logging in?**

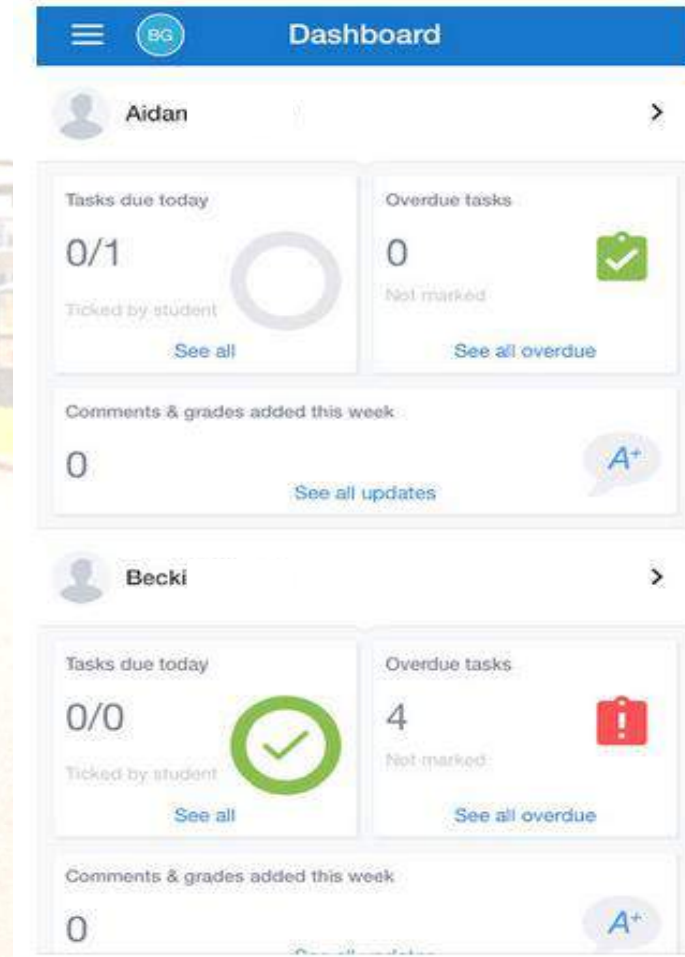
- ▶ [Logging in as a parent](#)
- Sign up**  
To create an account, select 'I don't have an account yet'. You will need a [parent code](#).
- Forgot password?**  
Reset your password using your school email address.
- Email not recognized?**  
Correct any typos or try a different email address. We are not able to share any login details for security reasons.






# Navigating the platform

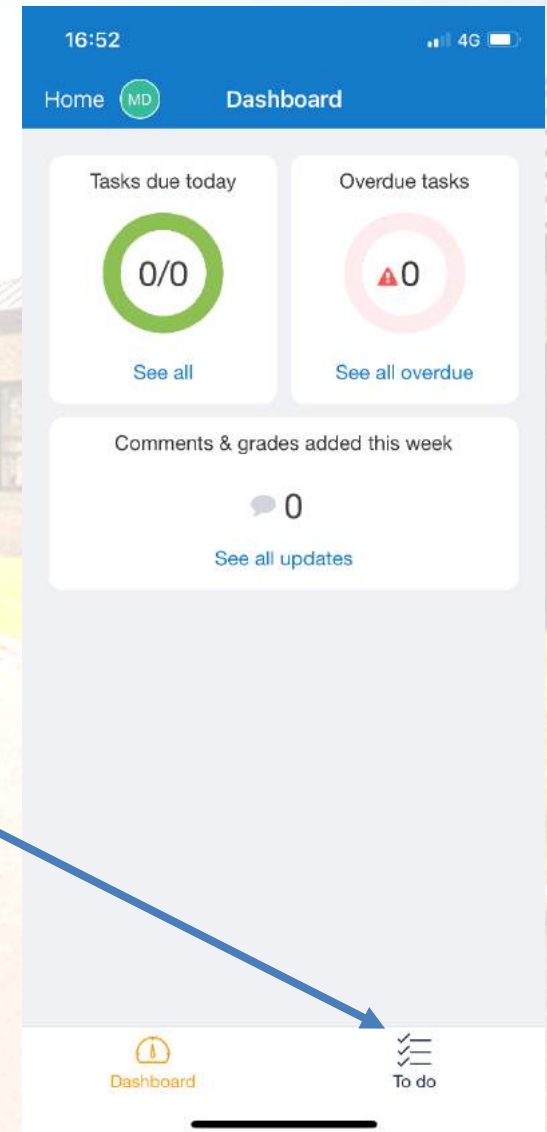
- When you open the app, you will be taken to the **dashboard**.
- If you have more than one pupil enrolled, you can sync all the data onto one dashboard.






# Navigating the platform

- To gain more information, click **to do** at the bottom of the screen.







# Navigating the platform

- To gain more information, click **to do** at the bottom of the screen.
- This lists all the homework tasks due today and in upcoming weeks.

Back AG To do All To do

Q Search task, teacher or subject

Upcoming Past Overdue

Today


- Higher Business - Understanding Busine...  
Business Studies

Thursday 19th September

- Unit Revision  
Chemistry

Wednesday 25th September

- Researching Chemistry Homework 1 and 2  
Chemistry



# Navigating the platform

- Clicking on the task will bring up more detail on the “what” the “where” and “how” of the task, as well of course as the “when”.

The screenshot shows a mobile application interface for task management. At the top, there is a blue navigation bar with a back arrow, the text 'To do', the word 'Details', and a share icon. Below the navigation bar, a purple pill-shaped label reads 'Class test'. The main title of the task is 'Higher Business - Understanding Business Test'. Below the title, the course information 'Business Studies - S5 Business C BUHIC1 C810 H...' and the teacher's name 'Mrs. Wilson set this homework' are displayed. Two buttons are present: a green one for 'Set on Tue 10 Sep' and a red one for 'Due on Tue 17 Sep'. A section titled 'Description' with a downward arrow contains the text: 'Please use your class notes and textbook to revise the following areas for for your test:'. A bulleted list follows: 'Sectors of industry', 'Sectors of economy - Private, Public & Third', 'Type of organisations - Ltd, Plc, Franchise & Multinational', 'Objectives', and 'Methods of growth'. At the bottom, a section titled 'Activity' shows 'No activity.'

< To do Details

Class test

Higher Business - Understanding Business Test

Business Studies - S5 Business C BUHIC1 C810 H...

Mrs. Wilson set this homework

Set on Tue 10 Sep Due on Tue 17 Sep

Description ▾


Please use your class notes and textbook to revise the following areas for for your test:

- Sectors of industry
- Sectors of economy - Private, Public & Third
- Type of organisations - Ltd, Plc, Franchise & Multinational
- Objectives
- Methods of growth

Activity

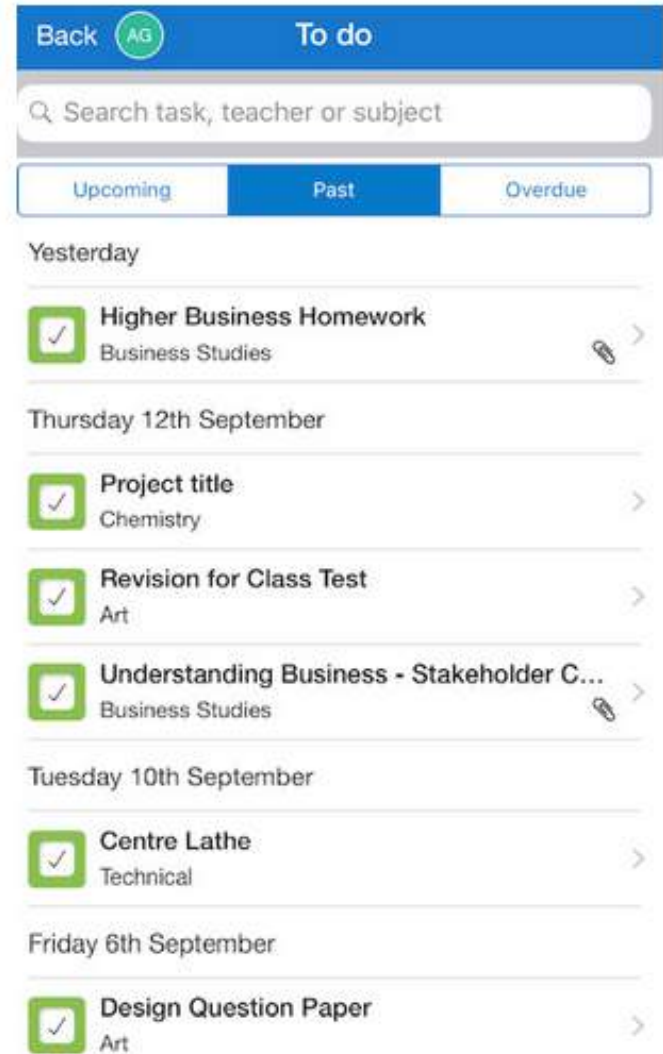
No activity.






# Navigating the platform

- Selecting in the task bar “past” will allow you to see all the completed tasks and any grades or feedback that has been provided to your child.

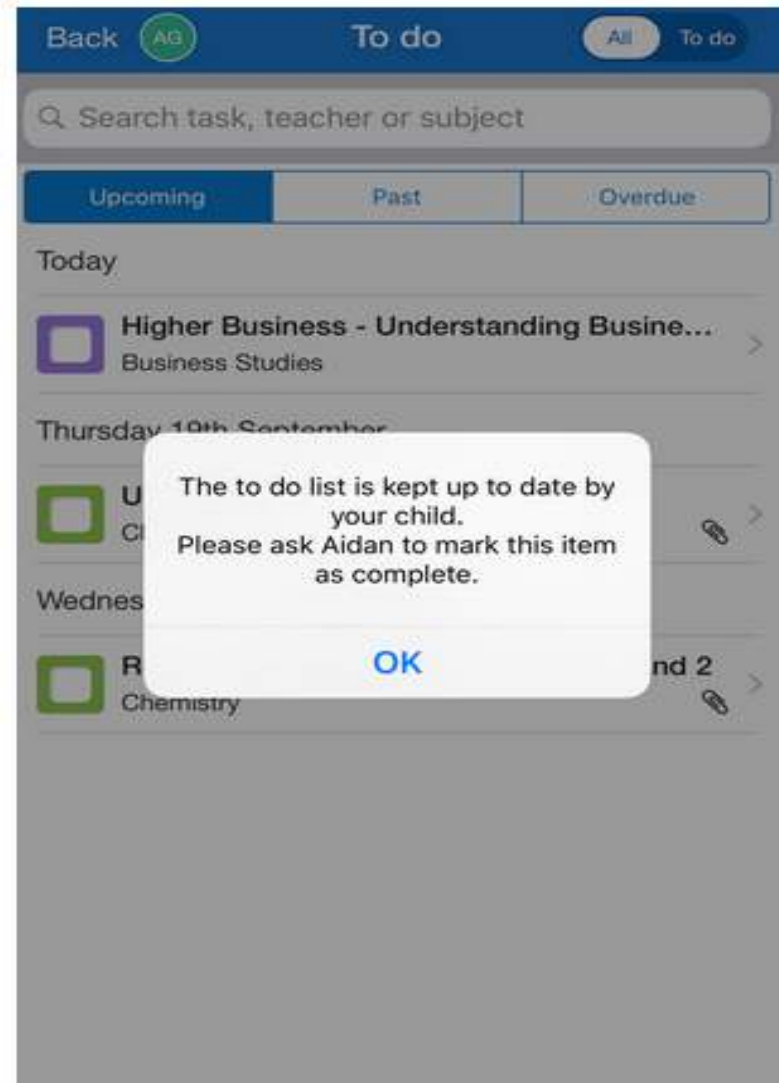







# Navigating the platform

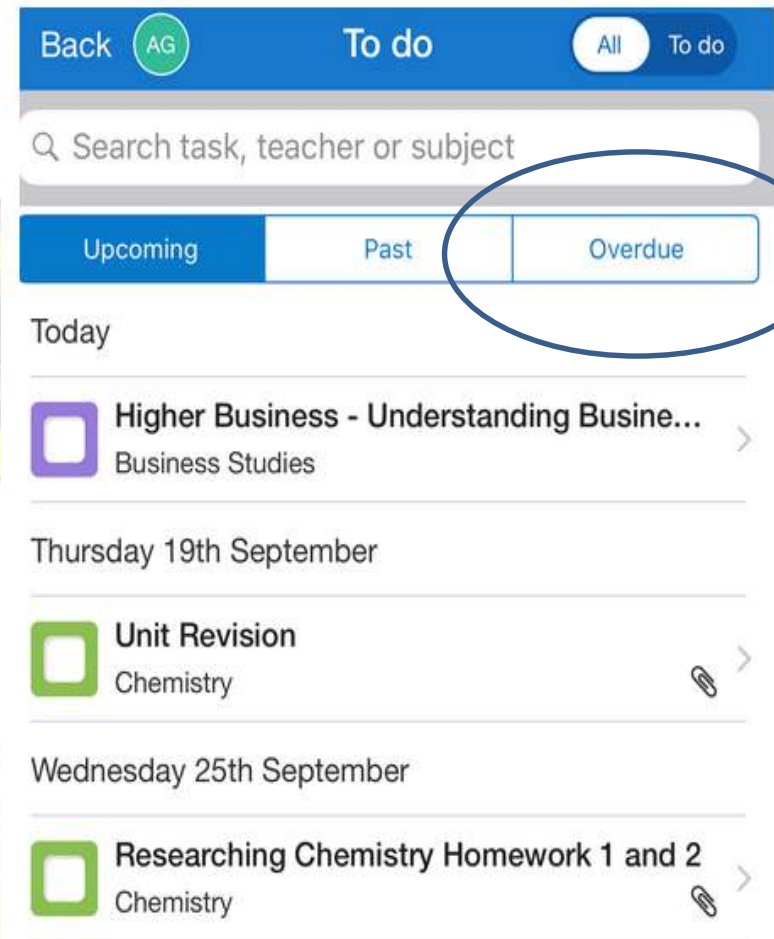
- Often a task may appear as “incomplete” this is often the result of the pupil not selecting when the task is done, evidencing the fact they are not using the platform as it is intended.






# Navigating the platform

- Overdue tasks can be viewed in the final section of the task bar.
- During times of absence, often hw can be missed. This could be picked up during weeks where fewer tasks are being issued.








# Notifications

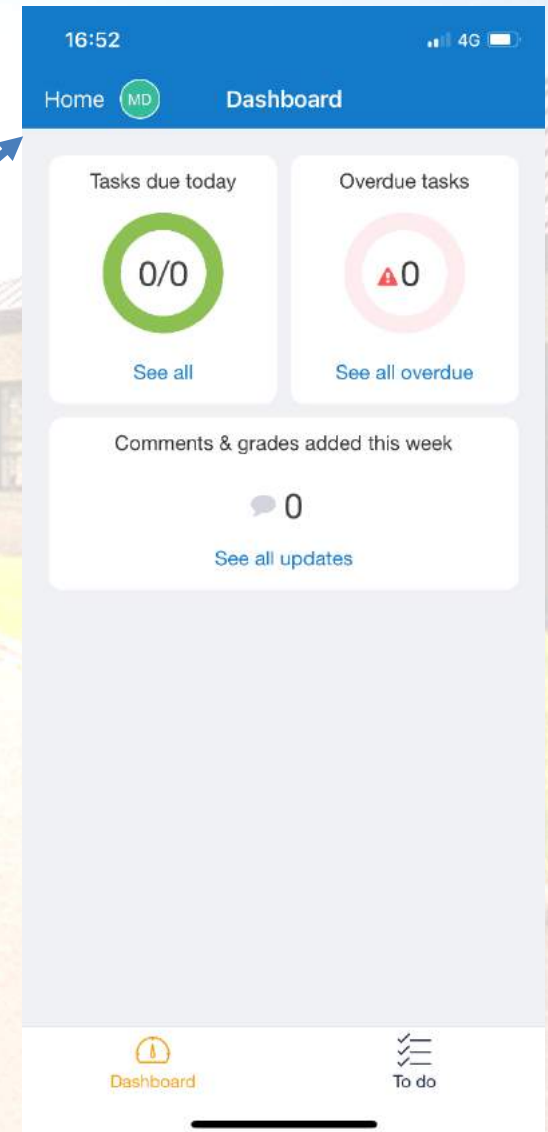
- The SMHW platform has been set up to offer reminders for parents and pupils alike, using a series of “notifications” similar to that for whatsapp, twitter or Instagram.
- The platform defaults to sending all notifications, which for some parents/carers is too much.






# Notifications

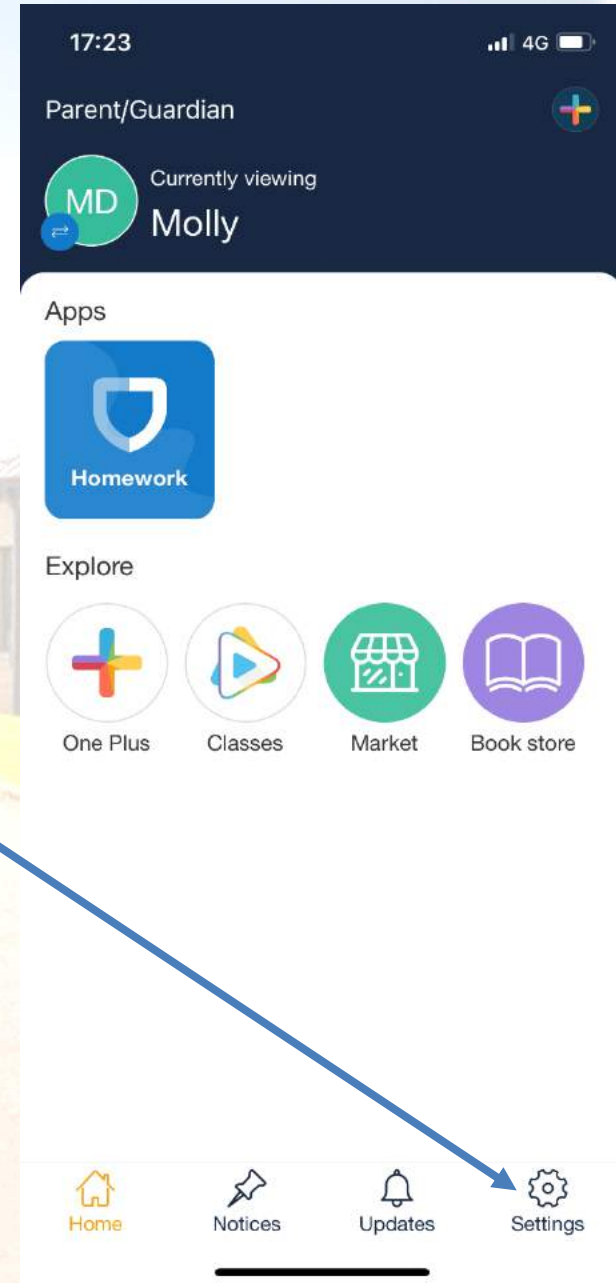
- You can change the settings by returning to the home screen






# Notifications

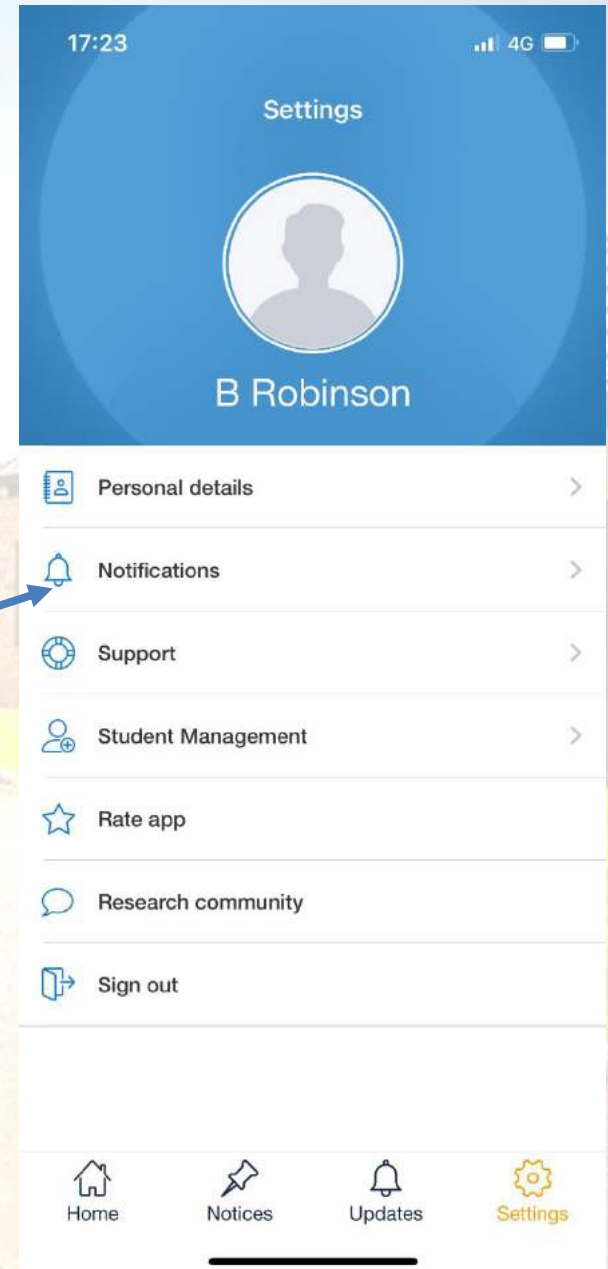
- You can change the settings by returning to the home screen and selecting settings






# Notifications

- Selecting notifications from this screen will allow you to control how often you receive updates from the app.
- You may wish more or less depending on how independent your child is.

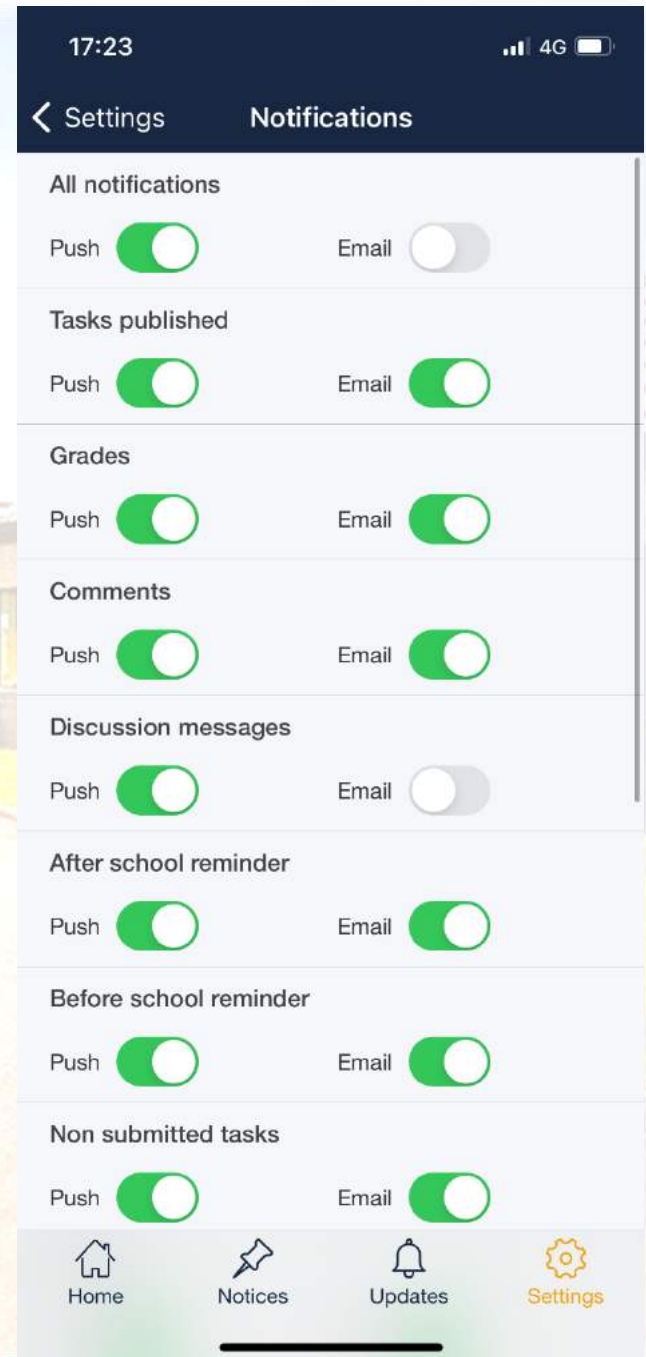







# Notifications

- Selecting notifications from this screen will allow you to control how often you receive updates from the app.
- You may wish more or less depending on how independent your child is.





# Notifications

- You can change your password to something more memorable by accessing the personal details section of the settings screen. If you change device this can be particularly useful.

